

# How to View All Student Accommodations for the Semester

Student Accessibility  
Services



# How to View All Student Accommodations for the Semester

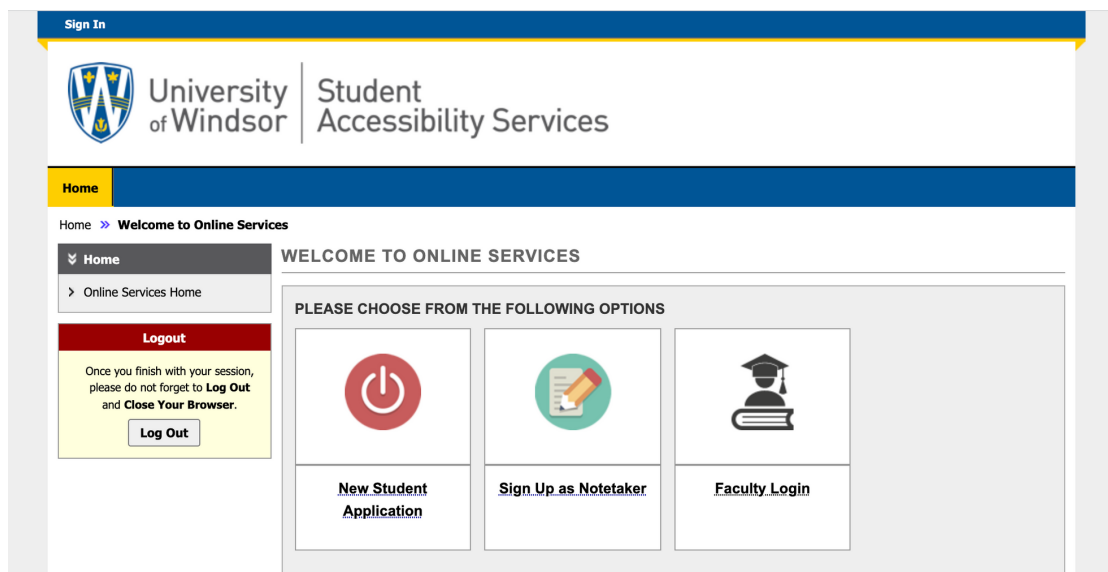


Students will now submit their Letter of Accommodation to faculty through the new online exam portal. Faculty can view all student letters received through their Faculty Portal by following the below steps.

If you have any questions, please email [exam@uwindsor.ca](mailto:exam@uwindsor.ca).

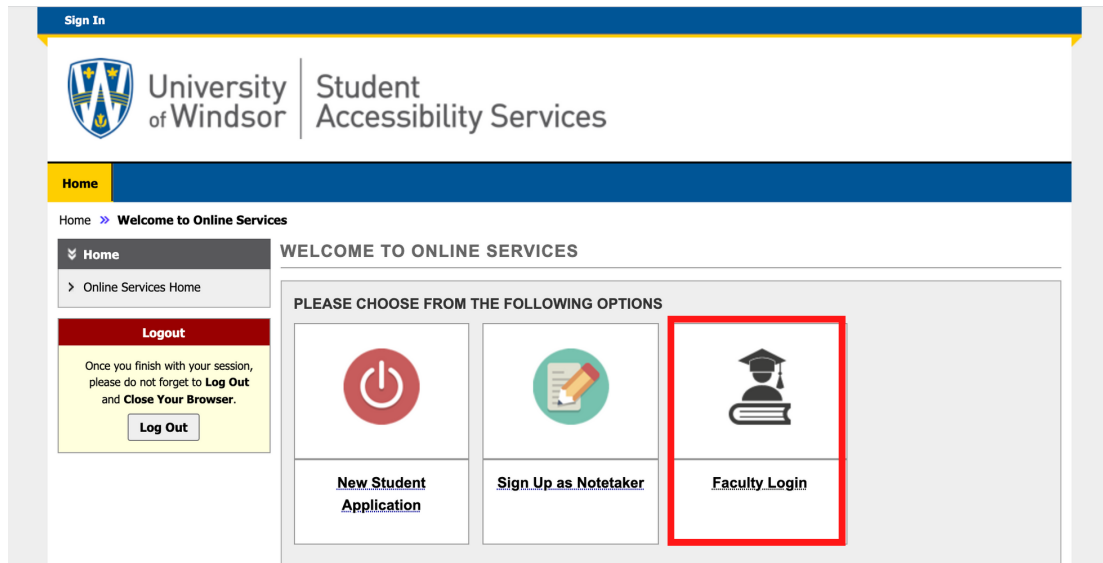
## STEP 1:

Use your UWindsor ID and password to log in by visiting:  
<https://olympic.accessiblelearning.com/UWindsor/>



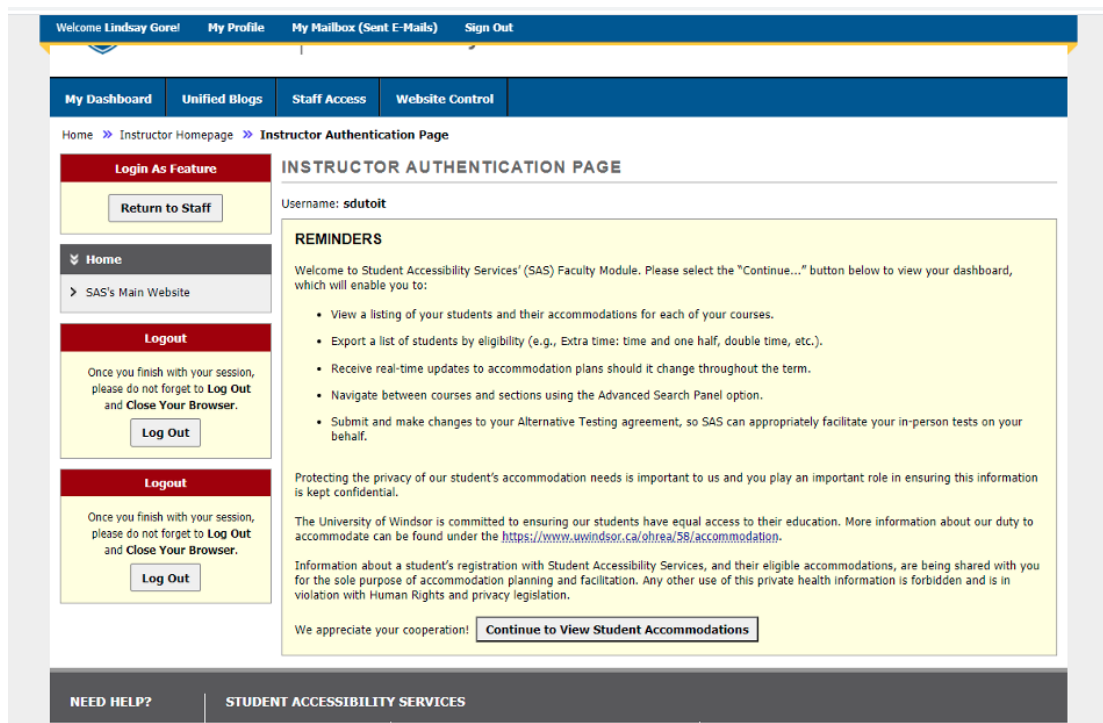
# STEP 2:

Select Faculty Login



# STEP 3:

Click on “Continue to View Student Accommodations”



# STEP 4:

Faculty can view their student accommodations, export class lists, etc...

The screenshot displays the 'Overview' page for an instructor in the accessible learning system. The page includes a navigation menu on the left with options like 'Return to Staff', 'Views and Tools', and 'Logout'. The main content area is titled 'OVERVIEW' and shows the current term as 'Fall 2021'. It features a search bar for students and a table titled 'LIST OF STUDENTS WHO REQUESTED ACCOMMODATION'. Below the table is an 'Export Search Result to CSV' section with options for 'Alphabetically', 'Accommodation Requests', and 'Courses with Eligibility'. The footer contains contact information for Student Accessibility Services.

View	CRN	SBI	CRS	SEC	Student's Full Name	TEST	NOTE	TEXT	DHH	Request Date	Status
<a href="#">View</a>						Yes				08/26/2021	<b>Emailed</b>
<a href="#">View</a>						Yes				08/26/2021	<b>Emailed</b>
<a href="#">View</a>						Yes	Yes	Yes		08/24/2021	<b>Emailed</b>

